



Komerční banka Group

Financial results as of 30 September 2017

According to International Financial Reporting Standards, consolidated, unaudited

Prague, 3 November 2017

NA PARTNERSTVÍ ZÁLEŽÍ



Disclaimer

This document contains a number of forward-looking statements relating to the targets and strategies of the Komerční banka Group. These statements are based on a series of assumptions, both general and specific. As a result, there is a risk that these projections will not be met. Readers are therefore advised not to rely on these figures more than is justified as the Group's future results are liable to be affected by a number of factors and may therefore differ from current estimates.

Readers are advised to take into account factors of uncertainty and risk when basing their investment decisions on information provided in this document.

Results and ratios in this presentation are as of 30 September 2017, unless stated otherwise.

Komerční banka, a.s., public limited company with registered office: Prague 1, Na Příkopě 33/ 969; identification number: 45 31 70 54; registered in the Commercial Register maintained by the Municipal Court in Prague, Section B, file 1360

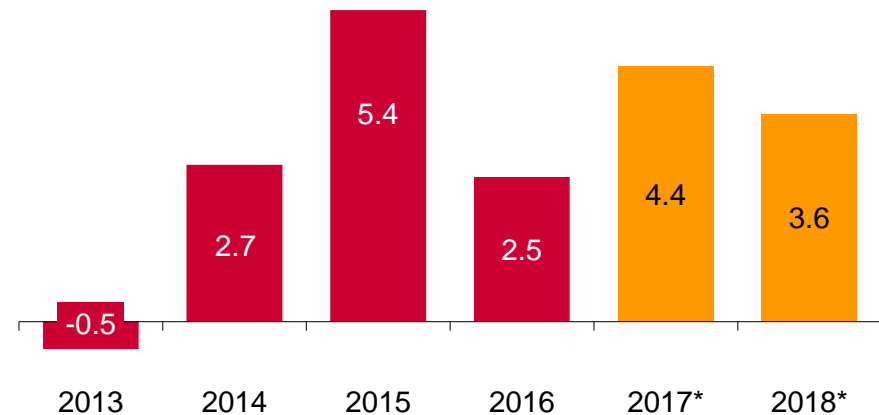
Agenda

■ Business results	4
■ Financial results	10
■ Loan portfolio quality and cost of risk	19
■ Appendix	22

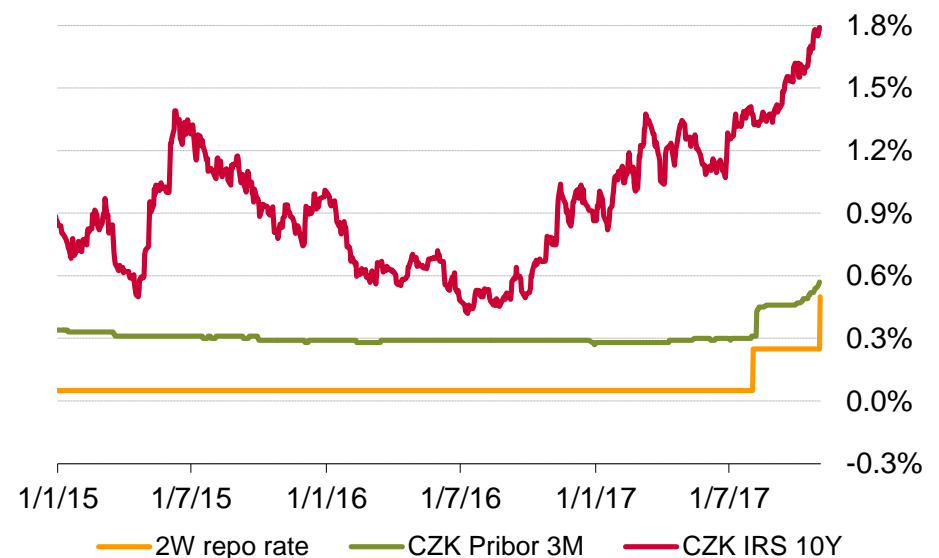
Fixed investments becoming driver of growth

- GDP in 2Q17 up 2.5% QoQ, +4.7% YoY
- In 3Q 2017, the Czech economy continued to grow at a solid pace still driven by domestic consumption while fixed investments added to the growth, too
- Industrial output grew dynamically and even construction picked up slightly although tapping of EU funds was still sluggish
- Unemployment (2.7% in September, according to Eurostat), lowest in the European Union
- CPI inflation accelerated to +2.7% YoY in September
- CZK, gradually appreciating, gained 6% vis-a-vis EUR since release of the currency floor on 6 April¹
- CNB began increasing its 2W repo rate on 3 August, followed on 2 November by 25 bps hike to 0.5%
- Market rates reflected higher inflation and expected tightening of monetary policy: 3M PRIBOR at 0.46% (+16 bps QoQ), 10Y IRS 1.62% (+34 bps QoQ)

Real GDP outlook (YoY, %)



Interest rates reflect increased inflation



Source: CNB, CSO, 2017-2018* KB Economic & Strategy Research forecasts

KB as of 30 September 2017: good results in retail, acting pro-actively in the changing society



Growth in number of clients attesting to quality of KB's proposal

- The number of Komerční banka's clients continued to grow. The Bank had 1,657,000 clients, 7,000 more than a year earlier. 24% of clients use mobile banking.
- KB Group's lending to clients rose by 2.0% to CZK 605.1 billion. In this total, housing financing expanded by 7.9% and consumer lending grew by 6.4%.
- Standard client deposits rose by 9.7% from the year earlier to CZK 777.5 billion. Deposits in the bank from individuals improved 13.9% to CZK 245.7 billion.
- Assets in mutual and pension funds, and life insurance grew by 8.3% to CZK 160.9 billion.

Bringing adequate solutions to differing client preferences

- KB introduced a new range of current account packages to match the specific preferences of diverse clients.
- KB opened a new branch in Brno dedicated to students, with staff and equipment fit for digital banking.
- Fingerprint can newly authorise all kinds of transactions in KB's mobile banking.
- KB was voted Best Private Bank in the Czech Republic in the PWM / The Banker Global Private Banking Awards presented by the prestigious magazines from The Financial Times.







Responsible member of the Czech society

- KB Jistota foundation supports activities for the greater development of civil society, education, health projects with a social character as well as integrating disadvantaged individuals into society.
- KB Jistota Foundation expanded its support for palliative and hospice care, in co-operation with the Czech society of palliative medicine and Centre of palliative care.

Improved net result

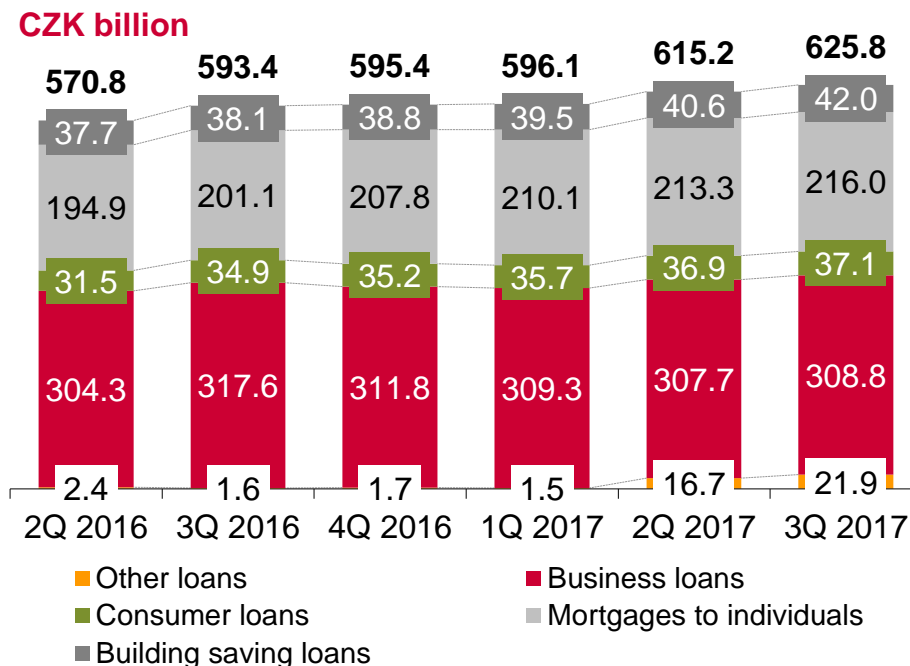
- Recurring revenues reached CZK 23.1 billion, up 0.5%. Recurring operating costs grew by 1.4%. Net release of provisions for loan losses amounted to CZK 0.2 billion.
- Recurring attributable net profit rose by 13.1% to CZK 10.3 billion. Net profit including one-off contributions from revaluation and sale of headquarters this year and reimbursement for VISA Europe shares in 2016 was up by 5.5% to CZK 11.2 billion.

Selected deals of the third quarter of 2017

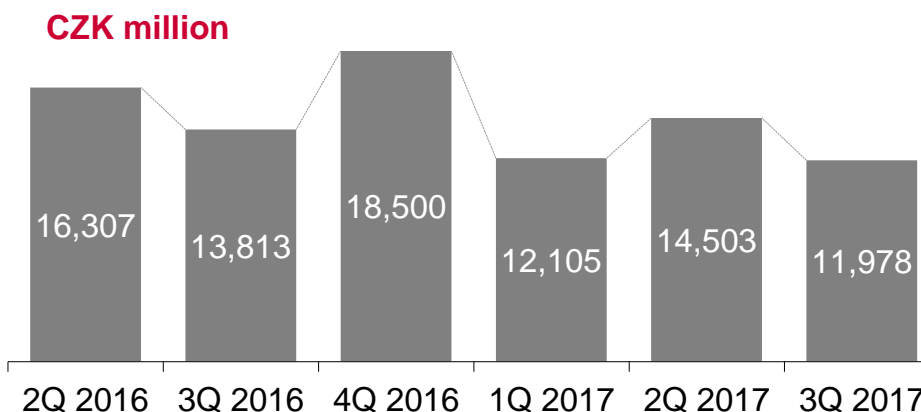
REAL ESTATE	TRADE	TRANSPORTATION
 <p>Nový Projekt CPI, s.r.o KOENIG, s.r.o</p> <p>Syndicated credit facility</p> <p>EUR 37,000,000</p> <p>Arranger and lender</p> <p>2017</p>	 <p>VZV GROUP s.r.o.</p> <p>Working Capital Financing</p> <p>EUR 5,000,000</p> <p>Complex bank services provider</p> <p>2017</p>	 <p>Letisko M. R. Štefánika - Airport Bratislava, a. s.</p> <p>Syndicated credit facility</p> <p>EUR 36,644,126</p> <p>Lender</p> <p>2017</p>
AGRICULTURE	METALS INDUSTRY	PUBLIC SECTOR
 <p>Farma Pod kopcem s.r.o.</p> <p>Investment Financing</p> <p>CZK 128,000,000</p> <p>Complex bank services provider</p> <p>2017</p>	 <p>SWISS - FORM a. s.</p> <p>Investment financing</p> <p>EUR 7,500,000</p> <p>Complex bank services provider</p> <p>2017</p>	 <p>MĚSTO TRUTNOV</p> <p>Municipal Loan</p> <p>CZK 350,000,000</p> <p>Complex bank services provider</p> <p>2017</p>

Dynamic retail loans. Intense competition for lending in the over-liquid market

- Gross loans (excluding repo) up by 2.0% YoY, +0.9% QoQ to CZK 605.1 billion. Total Loans and advances to customers +5.5% YoY, +1.7% QoQ to CZK 625.8 billion
- Group housing loans +7.9% YoY, of which
 - Mortgages +7.4% YoY to CZK 216.0 billion
 - Modrá pyramida's loan portfolio +10.1% to CZK 42.0 billion
- Consumer loans (KB + ESSOX Group) up by 6.4% YoY to CZK 37.1 billion
- Business loans -2.8% YoY, in an extraordinary situation of diminished attractiveness of CZK, due to effects of currency floor and different phase of EUR interest rate cycle, and intense competition
 - Small businesses (KB) +4.8% to CZK 33.9 bil.
 - Corporations (incl. Factoring KB) -4.0% to CZK 249.8 billion
 - SGEF (leasing) -0.6% to CZK 25.0 billion

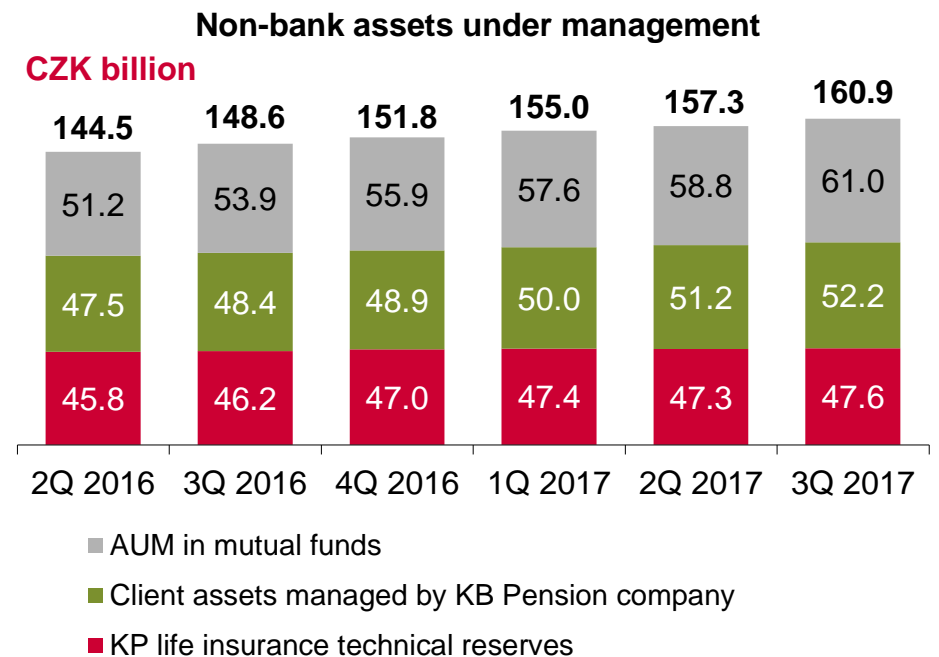
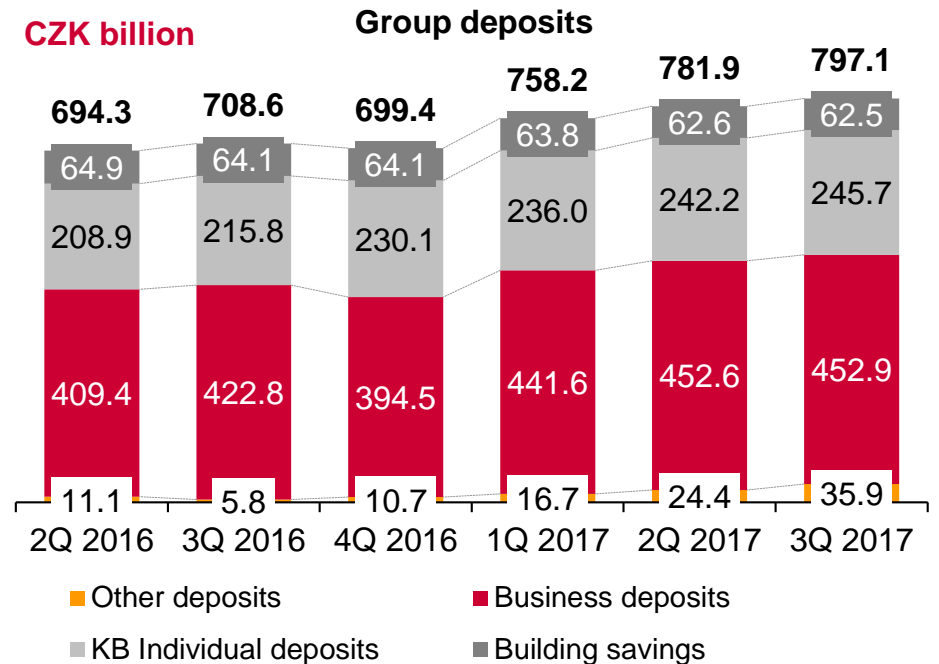


Sales volume of housing loans



Deposit growth moderated

- Standard Group deposits (excluding repo) grew by +9.7% YoY to CZK 777.5 billion, +0.8% QoQ. Total amounts due to clients +12.5% YoY, +1.9% QoQ
- Deposits from business clients +7.1% YoY to CZK 452.9 billion
- KB (bank) deposits from individuals +13.9% YoY to CZK 245.7 billion
- MPSS building savings -2.6% YoY to CZK 62.5 billion, influenced by repricing
- Current accounts +11.5% to CZK 568.8 billion, term and savings accounts +5.6% to CZK 201.6 billion
- Clients' pension assets +7.8% to CZK 52.2 billion
- KP life insurance technical reserves rose by 3.0% YoY to CZK 47.6 billion
- AUM in mutual funds (sold by KB+MPSS) increased by 13.2% YoY to CZK 61.0 billion



Agenda

■ Business results	4
■ Financial results	10
■ Loan portfolio quality and cost of risk	19
■ Appendix	22

Net result up due to low cost of risk

Profit and Loss Statement

(CZK million, unaudited)	Reported			Recurring		
	9M 2016	9M 2017	Change YoY	9M 2016	9M 2017	Change YoY
Net interest income	15,769	15,485	-1.8%	15,769	15,485	-1.8%
Net fees & commissions	5,084	4,783	-5.9%	5,084	4,783	-5.9%
Income from financial operations	3,012	2,714	-9.9%	2,053	2,714	32.2%
Other income	116	144	24.1%	116	144	24.1%
Net banking income	23,981	23,126	-3.6%	23,022	23,126	0.5%
Personnel expenses	-5,239	-5,517	5.3%	-5,239	-5,517	5.3%
General admin. expenses (excl. regulatory funds)	-3,063	-3,132	2.3%	-3,063	-3,132	2.3%
Resolution and similar funds	-877	-858	-2.2%	-877	-858	-2.2%
Depreciation, impairment and disposal of assets	-1,338	-335	-75.0%	-1,338	-1,152	-13.9%
Operating costs	-10,516	-9,841	-6.4%	-10,516	-10,659	1.4%
Gross operating income	13,465	13,285	-1.3%	12,506	12,467	-0.3%
Cost of risk	-1,225	228	+/-	-1,225	228	+/-
Net operating income	12,240	13,513	10.4%	11,281	12,695	12.5%
Profit on subsidiaries and associates	864	166	-80.8%	136	166	22.1%
Profit before income taxes	13,105	13,679	4.4%	11,417	12,861	12.6%
Income taxes	-2,170	-2,192	1.0%	-1,988	-2,271	14.2%
Net profit	10,935	11,487	5.0%	9,429	10,590	12.3%
Minority profit/(loss)	294	262	-10.9%	294	262	-10.9%
Net profit attributable to equity holders	10,641	11,225	5.5%	9,135	10,328	13.1%

Note for recurring figures:

9M 2016: Adjusted for sale of Cataps (CZK 728 mil. in Net profit from subs. and associates) and for the reimbursement for KB's stake in VISA Europe Ltd (CZK 959 mil. in NPFO, CZK -182 mil. in Income taxes)

9M 2017: Adjusted for net positive contribution from the sale and revaluation of KB's headquarters buildings (CZK 817 mil. in Depreciation, impairment and disposal of fixed assets, CZ 79 mil. in Income taxes).

Improved appeal of central bank's repo facility

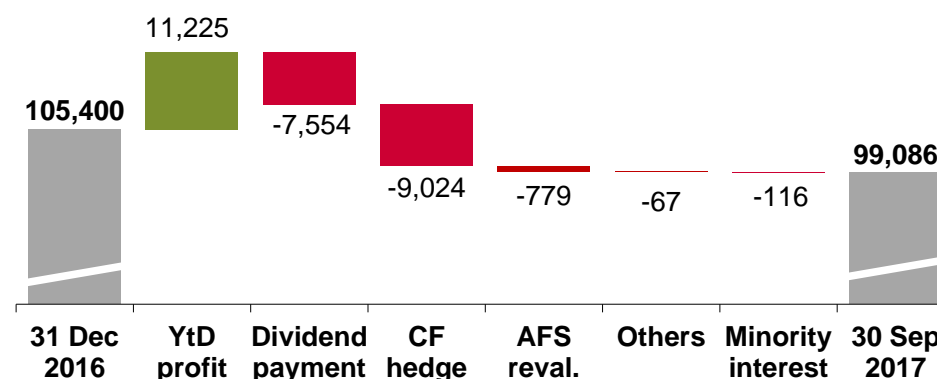
Balance Sheet (CZK million, unaudited)	30 Sep 2016 Reported	31 Dec 2016 Reported	30 Sep 2017 Reported	YoY	Ytd
Assets	962,791	922,737	1,060,409	10.1%	14.9%
Cash and balances with central bank	147,234	112,241	92,119	-37.4%	-17.9%
Amounts due from banks	52,173	51,771	202,849	>100%	>100%
Loans and advances to customers (net)	578,272	580,198	613,015	6.0%	5.7%
Securities and trading derivatives	137,080	134,591	115,840	-15.5%	-13.9%
Other assets	48,031	43,935	36,587	-23.8%	-16.7%
Liabilities and shareholders' equity	962,791	922,737	1,060,409	10.1%	14.9%
Amounts due to banks	71,450	54,124	98,533	37.9%	82.1%
Amounts due to customers	708,592	699,377	797,130	12.5%	14.0%
Securities issued	15,044	13,423	15,051	0.0%	12.1%
Other liabilities	61,407	50,412	50,610	-17.6%	0.4%
Shareholders' equity	106,298	105,400	99,086	-6.8%	-6.0%

Book value influenced by changes in accounting value of hedges which are held until maturity

- Shareholders' equity declined year to date by 6.0% to CZK 99.1 billion as accumulation of undistributed profit was more than offset by decrease in accounting gains from revaluation of cash flow hedges
- KB holds the cash flow hedges until their maturity. At maturity, fair value of the hedges is zero
- Revaluation of cash flow hedges and AFS bonds during their life is driven by changes of respective interest rates and, for bonds, credit spreads
- 10Y IRS rate went up to 1.62% on 30 September 2017 from 0.87% on 31 December 2016
- AFS revaluation gains also influenced by gradual amortisation of securities reclassified from the AFS to HTM portfolio in 2014
- Total regulatory capital = Core Tier 1 capital amounted to CZK 75.5 billion, up +13.6% YoY

As of 30 September 2017, CZK -2,261 million was transferred from Other comprehensive income (Cash flow hedging) to Net profit (net of tax)

Contributions to equity in 9M 2017



Shareholders' equity

(CZK million)	30/9/2017
Share capital & reserve funds	78,701
Current year attributable net profit	11,225
Others	444
Equity for adjusted ROAE calculation	90,370
Cash flow hedge	2,355
AFS securities' fair value changes	2,644
Minority equity	3,715
Total Shareholders' equity	99,086

Solid capital before increase in regulatory requirement

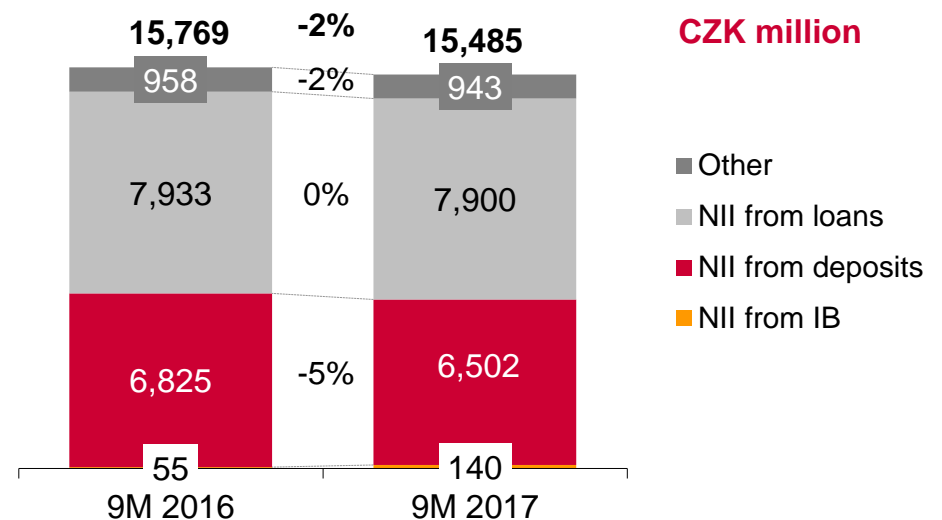
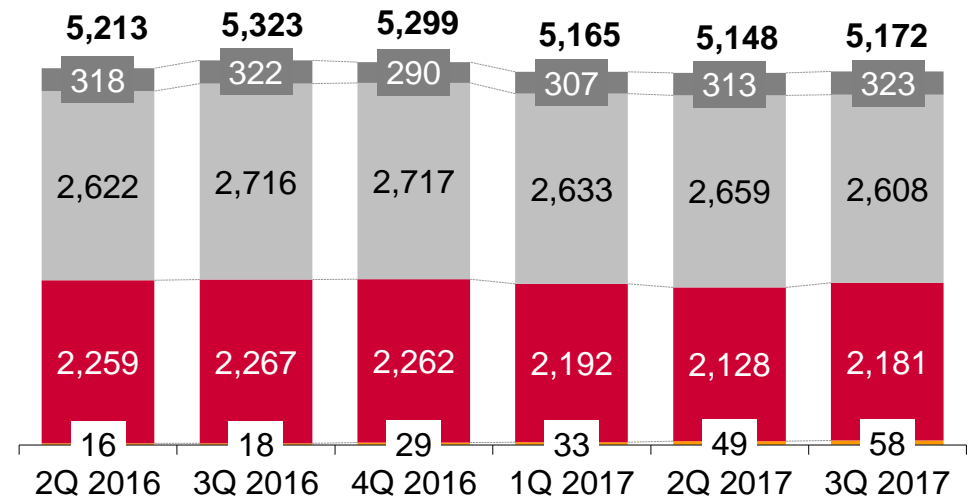
(year-to-date)	Reported			Recurring	
	30/9/2016	31/12/2016	30/9/2017	30/9/2016	30/9/2017
Capital adequacy (reported, comprising only Core Tier 1	15.0%	16.2%	16.8%		
Total risk weighted assets (CZK billion)	443.0	442.9	450.6		
Risk weighted assets for credit risk (CZK billion)	377.9	376.9	380.8		
Net interest margin (NII/Av. interest bearing assets), annualised	2.5%	2.5%	2.2%		
Loans (net) / deposits ratio (excl. repo operations with clients)	81.6%	83.6%	76.2%		
Cost / income ratio	43.9%	44.2%	42.6%	45.7%	46.1%
Return on average equity (ROAE), annualised	13.8%	13.4%	15.2%	11.9%	14.2%
Adjusted return on average equity (adjusted ROAE), annualised *	16.8%	16.0%	16.9%	14.6%	15.8%
Return on average regulatory capital	21.3%	19.8%	20.3%	18.4%	18.8%
Return on average assets (ROAA), annualised	1.5%	1.5%	1.5%	1.3%	1.4%
Earnings per share (CZK), annualised	75	72	79	64	73
Average number of employees during the period	8,473	8,458	8,469		

- Contribution to the regulatory capital from a part of the AFS revaluation reserve related to disposable securities in AFS portfolio amounted to 26 bps of Total capital and Core Tier 1 adequacy, as of 30 September 2017.
- As from 1 January 2017, the regulators require Komerční banka to keep the total capital adequacy ratio at or above 15.4%. In June 2017, the CNB announced that, with effect from 1 July 2018, it will increase the countercyclical capital buffer, part of the total capital requirement, by 50 basis points to 100 basis points.
- On 9 October 2017, KB accepted a subordinated loan of EUR 100 million with 10 year maturity and a call option after 5 years. The increase in KB's regulatory capital due to the loan will correspond to approximately 0.58% of RWA as of 30 September 2017. Inclusion of the loan into the regulatory capital of KB is subject to regulatory approval of the Czech National Bank.

*) Adjusted ROAE is computed as net profit attributable to equity holders divided by (average Group shareholders' equity w/o minority equity, cash flow hedging and revaluation of AFS securities)

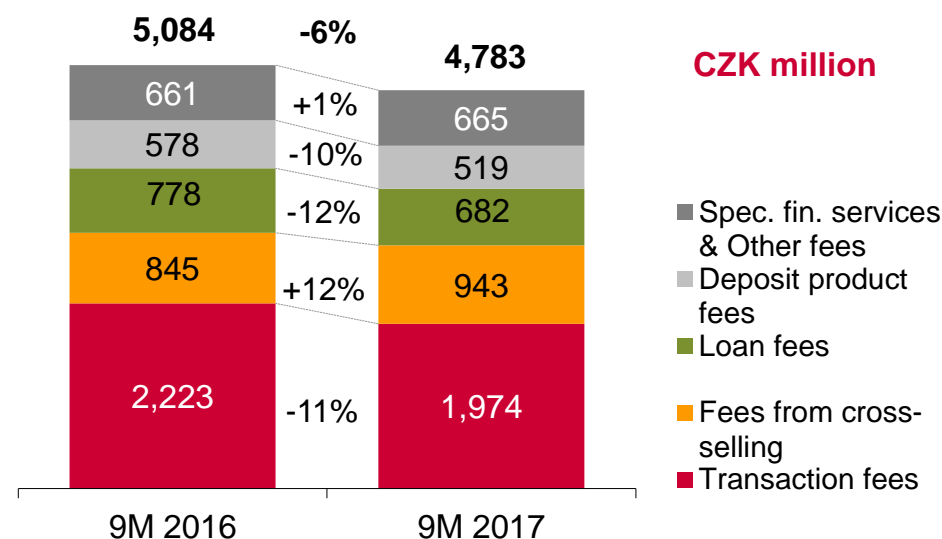
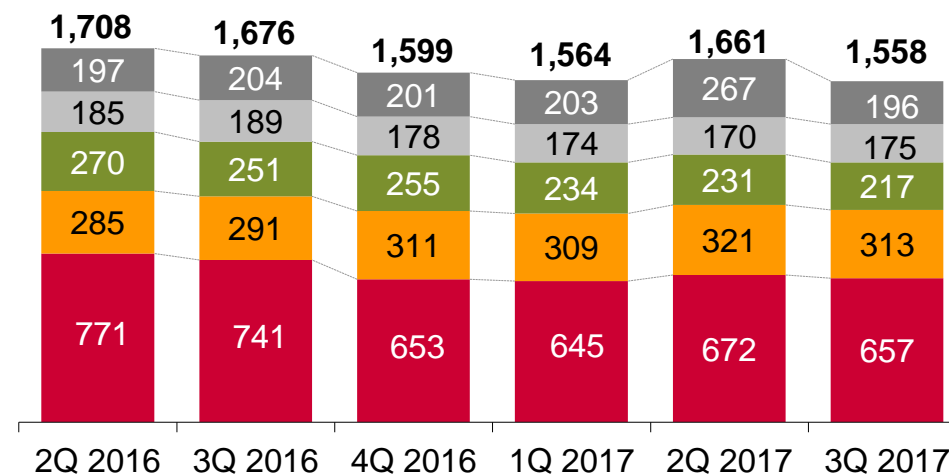
Delayed projection of higher market rates into lending

- NII in 9M 2017 -1.8% YoY. 3Q 2017 +0.5% QoQ
- Pressure on spreads in retail lending, in the situation of growing market rates
- Downward effect on average loans spreads from growing share of EUR loans to corporates
- Positive contribution on deposit margin from the first hike of central bank's repo rate in August and from higher market rates
- The net interest margin narrowed to 2.2% in 9M 2017 from 2.5% one year earlier, due to increased volume of deposits with limited reinvestment potential, and still low market yields



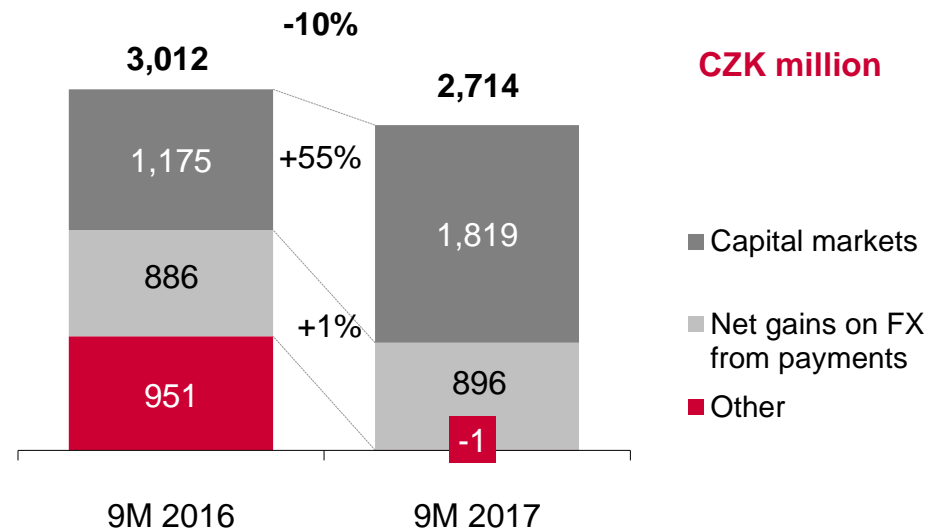
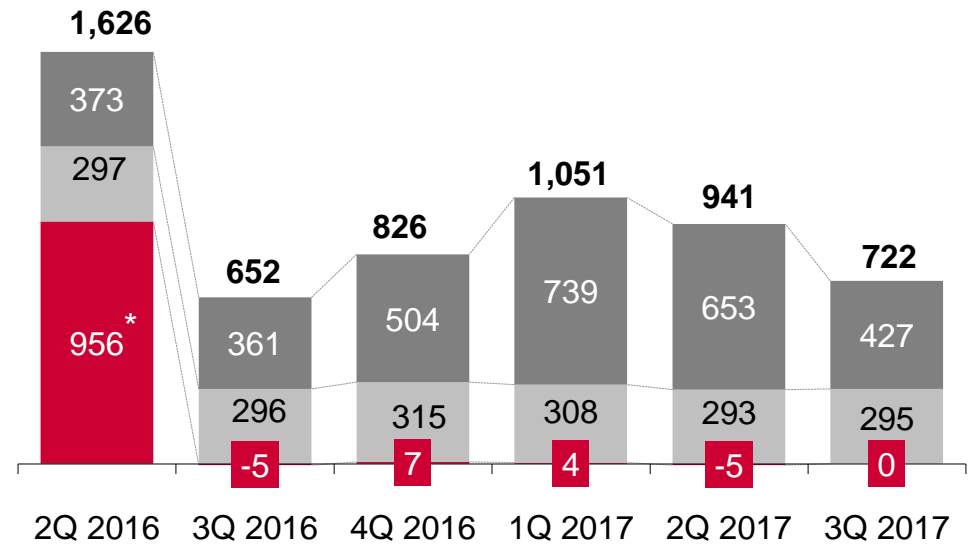
Almost stable fee income adjusted for sale of merchant acquiring

- NFC in 9M 2017 down by 5.9% YoY. 3Q -6.2% QoQ
- Deposit product fees – YoY affected by rewards within the MojeOdměny loyalty programme. New range of account packages introduced in August. Decelerating decline in number of accounts in Modrá pyramida due to repricing of old contracts
- Loan fees – lower mortgage fees. Temporary drop in ESSOX linked to acquisition of PSA and the new consumer credit law. Lower prepayment fees in Modrá pyramida
- Fees from cross-selling – improvement driven by growth in mutual funds and life insurance
- Transaction fees – rising number of transactions, mainly card and foreign, average prices mildly down. 3Q 2016 was the last quarter still with full revenues from merchant acquiring
- Specialised financial services and other fees – growth in custody and depositary services, while trade finance products declined. QoQ affected by concentration of larger deals in 2Q 2017



Moderation of client activity after extraordinary first half

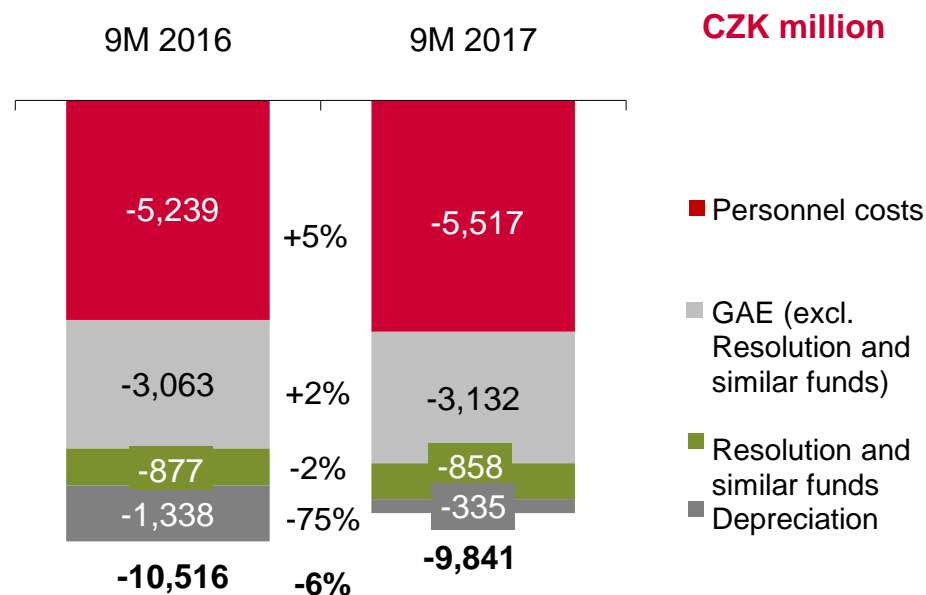
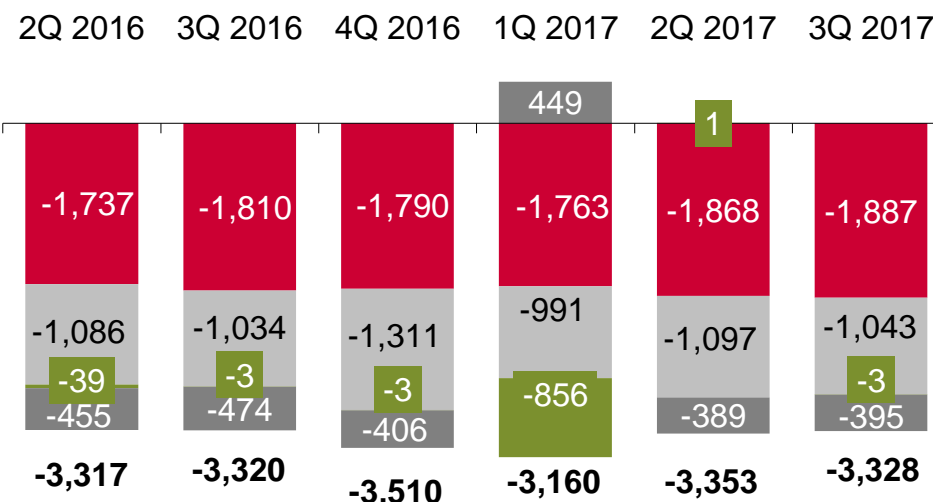
- Recurring NPFO in 9M 2017 was up by strong 32.2% thanks to strong clients' activity before and shortly after the release of the CZK currency floor on 6 April. 3Q 2017 down -23.3% QoQ
- Reported NPFO in 9M 2017 down by 9.9% YoY due to last year's gain from VISA Europe share*
- Client demand for currency hedging calmed down after the CNB eliminated the floor
- Seasonal slowdown in demand for interest rate risk hedging in summer mitigated by somewhat increased IR volatility
- The fees and commissions from FX transactions supported by increasing foreign transactions turnover



* One-off reimbursement of CZK 959 million (before tax) for KB's stake in VISA Europe, recognised in 2Q 2016

Costs under control despite increasing inflation

- OPEX for 9M 2017 excluding net gain in Q1 from the sale and revaluation of KB's headquarters buildings¹ grew by +1.4% YoY, less than the inflation. Reported OPEX in 9M 2017 decreased by -6.4% YoY. OPEX in 3Q 2017 down -0.7% QoQ
- Personnel expenses up 5.3% YoY, influenced by higher average remuneration and a new contribution to the employee share ownership plan. Average number of employees remained almost stable
- Higher spend for real estate operations. Certain marketing activities took place earlier in the year than previously
- Last year's sale of merchant acquiring services (Cataps) resulted in certain savings in GAE
- Recurring D&A decreased as completed amortisation of certain software was only partially offset by introduction of new applications



Notes:

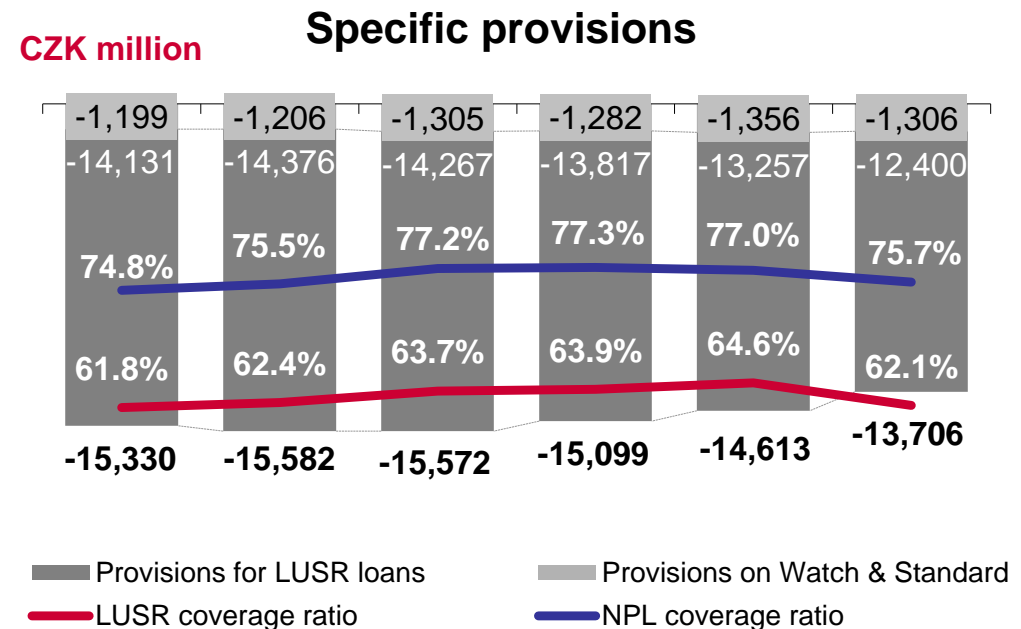
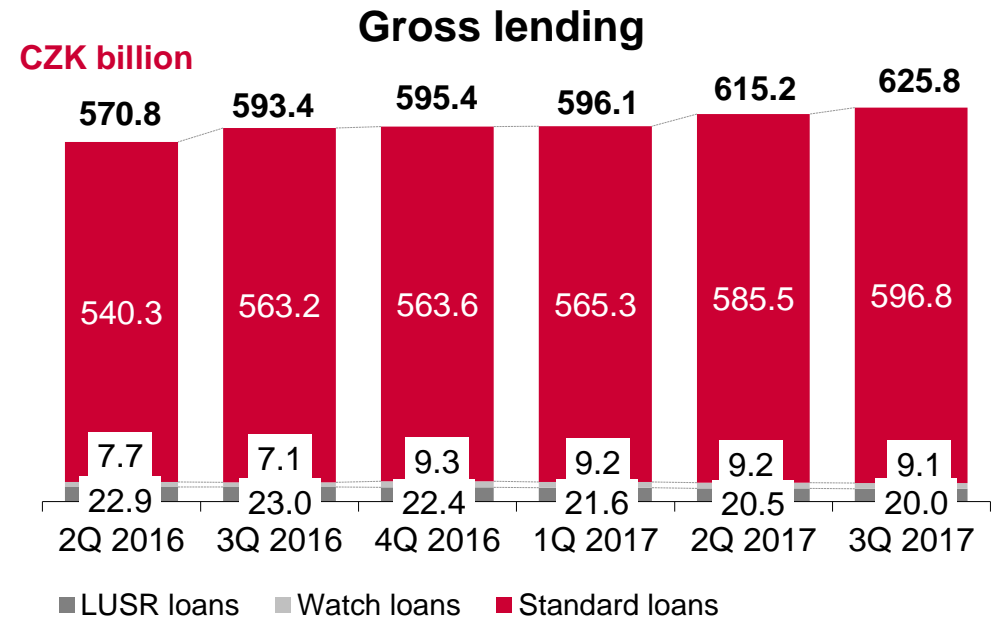
1) Depreciation lower by CZK 817 million and taxes lower by CZK 79 million, booked in 1Q 2017

Agenda

- Business results 4
- Financial results 10
- **Loan portfolio quality and cost of risk 19**
- Appendix 22

Persisting sound asset quality

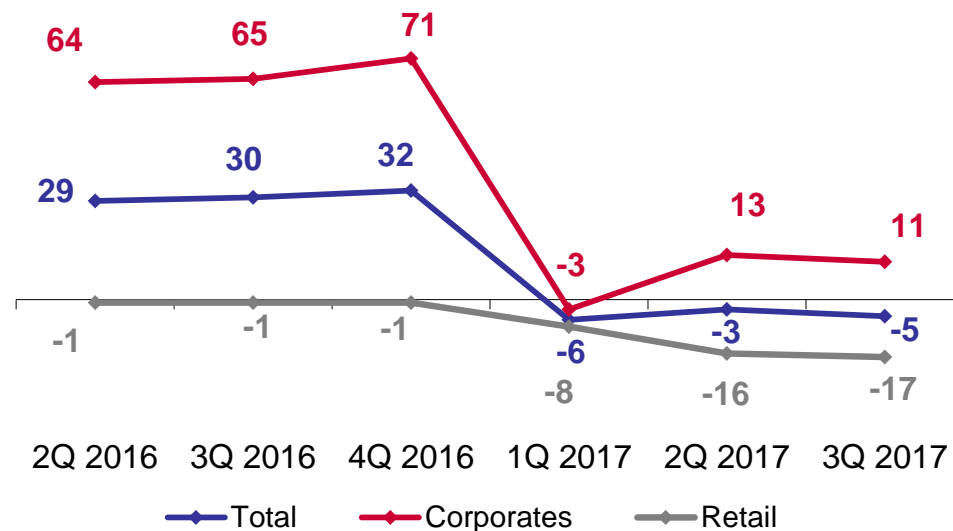
- Loan exposure +5.5% YoY, QoQ +1.7%
- LUSR exposure ratio down to 3.2% (vs. 3.9% in 3Q 2016) and NPL exposure ratio down to 2% (vs. 2.6% in 3Q 2016) driven by exposure growth, low default rates, successful recovery and write-offs
- Provision coverage ratio stable YoY for both LUSR portfolio (62.1% in 3Q 2017 vs. 62.4% in 3Q 2016) and NPL portfolio (75.7% in 3Q 2017 vs. 75.5% in 3Q 2016). QoQ slight decrease (write-offs, successful recoveries, some new defaulted exposures)
- QoQ decrease of provisions by CZK 907 M driven by successful recoveries, write-offs and NPL portfolio sales



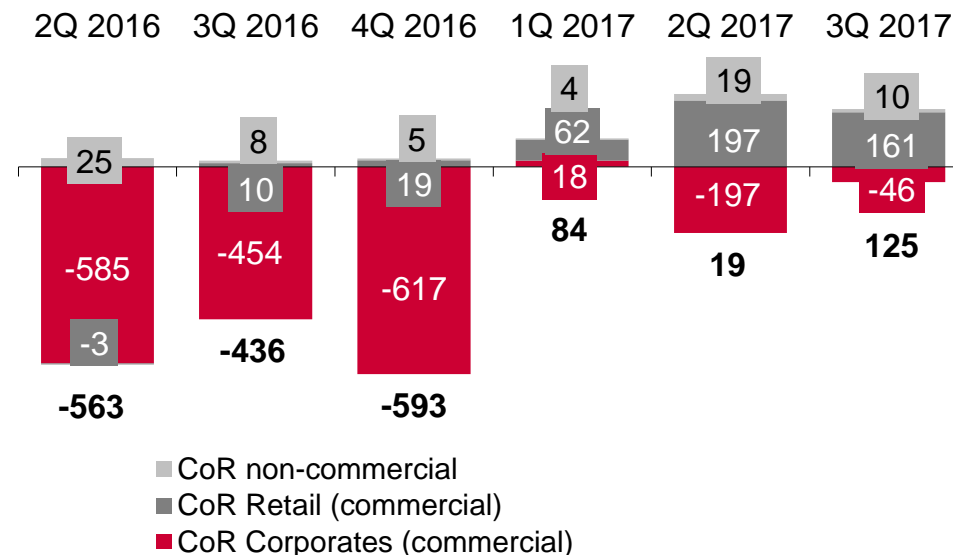
Cost of risk at exceptionally low level

- CoR in 9M 2017 at CZK 228 million (net releases) in comparison with CZK -1,225 million (net creation) in 9M 2016
- 9M 2017 YtD Cost of Risk at -5 bps
- Cost of Risk on Corporates at 11 bps in 9M 2017 (vs. 65 bps in 9M 2016) driven by good recoveries and low number of new defaults
- Very low Cost of Risk on Retail at -17 bps in 9M 2017 (vs. -1 bps in 9M 2016) driven by the continued favorable economic environment (low unemployment, increasing wages), a low number of new defaults and a strong performance of NPL sale activities

Total Cost of Risk (Year-to-date, in basis points)



Total Cost of Risk development (CZK million)



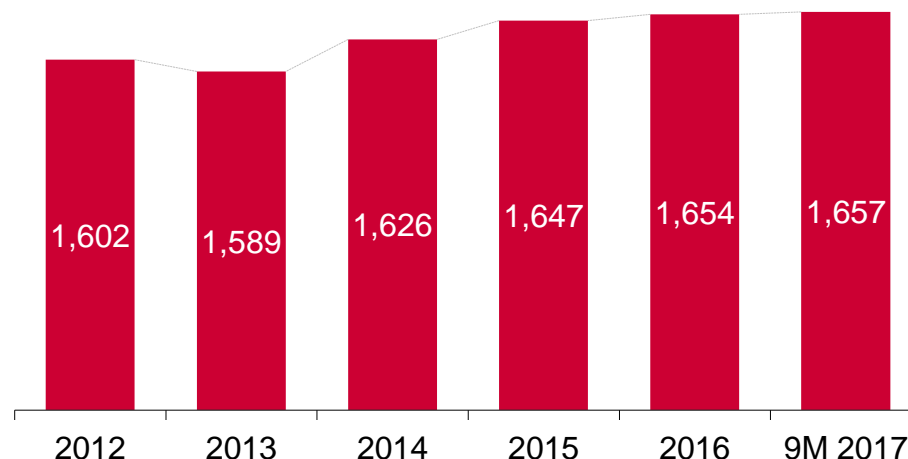
Agenda

■ Business results	4
■ Financial results	10
■ Loan portfolio quality and cost of risk	19
■ Appendix	22

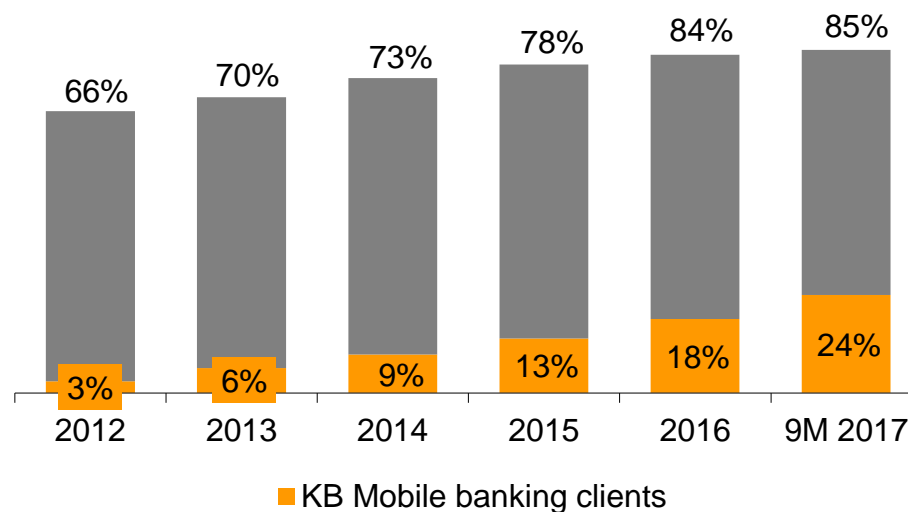
Number of clients and distribution network

- KB Group's 2.4 million clients, of which
 - KB bank 1,657,000 clients (0%)
 - MPSS 478,000 clients (-3%)
 - KBPS 533,000 clients (-1%)
 - ESSOX (Group) 213,000 active clients (-4%)
- Network
 - 388 branches for retail clients, 10 corporate divisions and 4 divisions for large corporate clients in CZ, 1 in Slovakia
 - 765 ATMs (of which 198 deposit ATMs)
 - MPSS: 218 points of sale; approx. 1,000 sales agents
 - SGEF: 7 branches in CZ, 2 in Slovakia
- Direct Channels
 - 1,409,000 clients (i.e. 85% of KB client base) using direct banking channels
 - Two call centres, internet and mobile banking

Number of bank clients (thousands, CZ)



Number of clients – Direct Channels
(% share of bank's client base)



Consolidated income statement – quarterly view

Profit and Loss Statement	3Q 2016	2Q 2017	3Q 2017	Change YoY	Change QoQ
(CZK million, unaudited)					
Net interest income	5,323	5,148	5,172	-2.8%	0.5%
Net fees & commissions	1,676	1,661	1,558	-7.0%	-6.2%
Income from financial operations	652	941	722	10.7%	-23.3%
Other income	51	59	44	-13.7%	-25.4%
Net banking income	7,702	7,809	7,497	-2.7%	-4.0%
Personnel expenses	-1,810	-1,868	-1,887	4.3%	1.0%
General admin. expenses (excl. regulatory funds)	-1,034	-1,097	-1,043	0.9%	-4.9%
Resolution and similar funds	-3	1	-3	0.0%	+/-
Depreciation, impairment and disposal of assets	-474	-389	-395	-16.7%	1.5%
Operating costs	-3,320	-3,353	-3,328	0.2%	-0.7%
Gross operating income	4,382	4,456	4,169	-4.9%	-6.4%
Cost of risk	-436	19	125	+/-	557.9%
Net operating income	3,946	4,474	4,294	8.8%	-4.0%
Profit on subsidiaries and associates	767	53	58	-92.4%	9.4%
Profit before income taxes	4,713	4,527	4,352	-7.7%	-3.9%
Income taxes	-678	-831	-746	10.0%	-10.2%
Net profit	4,035	3,696	3,606	-10.6%	-2.4%
Minority profit/(loss)	89	80	78	-12.4%	-2.5%
Net profit attributable to equity holders	3,946	3,616	3,528	-10.6%	-2.4%

Recurring P&L – quarterly view

Profit and Loss Statement	3Q 2016 recurring	2Q 2017 recurring	3Q 2017 recurring	Change YoY	Change QoQ
(CZK million, unaudited)					
Net interest income	5,323	5,148	5,172	-2.8%	0.5%
Net fees & commissions	1,676	1,661	1,558	-7.0%	-6.2%
Income from financial operations	653	941	722	10.6%	-23.3%
Other income	51	59	44	-13.7%	-25.4%
Net banking income	7,703	7,809	7,496	-2.7%	-4.0%
Personnel expenses	-1,810	-1,868	-1,887	4.3%	1.0%
General admin. expenses (excl. regulatory funds)	-1,034	-1,097	-1,043	0.9%	-4.9%
Resolution and similar funds	-3	1	-4	33.3%	+/-
Depreciation, impairment and disposal of assets	-474	-389	-395	-16.7%	1.5%
Operating costs	-3,320	-3,353	-3,329	0.3%	-0.7%
Gross operating income	4,383	4,456	4,167	-4.9%	-6.5%
Cost of risk	-437	19	125	+/-	557.9%
Net operating income	3,946	4,474	4,292	8.8%	-4.1%
Profit on subsidiaries and associates	39	53	58	48.7%	9.4%
Profit before income taxes	3,985	4,527	4,350	9.2%	-3.9%
Income taxes	-678	-831	-746	10.0%	-10.2%
Net profit	3,307	3,696	3,604	9.0%	-2.5%
Minority profit/(loss)	89	80	78	-12.4%	-2.5%
Net profit attributable to equity holders	3,218	3,616	3,526	9.6%	-2.5%

Notes:

3Q 2016: Adjusted for sale of Cataps (CZK 728 mil. in Net profit from subs. and associates).

Business performance of subsidiaries 1/2

	9M 2016	9M 2017	YoY
Modrá pyramida (100%), #2 building savings & loans company			
Volume of new loans (CZK million)	6,818	10,409	53%
Volume of total loans (gross, CZK million)	38,126	41,966	10%
Volume of deposits (CZK million)	64,150	62,492	-3%
Number of clients	495,029	478,413	-3%
Average number of FTEs	326	328	0%
Number of points of sale	215	218	1%
KB Penzijní společnost (100%), a manager of pension funds			
Number of new contracts	30,439	24,245	-20%
Number of clients	536,474	532,906	-1%
Assets under management (CZK million)	48,422	52,197	8%
of which in Transformed fund	45,680	48,764	7%
Average number of FTEs	47	48	2%
ESSEX (50.93%), #2 non-bank consumer lender and car financing company			
Volume of new contracts (CZK million)	3,634	5,543	53%
Volume of total loans (gross, CZK million)	14,524	15,103	4%
Number of active clients	205,581	213,591	4%
Average number of FTEs	405	391	-4%

Business performance of subsidiaries 2/2

	9M 2016	9M 2017	YoY
Factoring KB (100%), #1 on the Czech factoring market			
Factoring turnover (CZK million)	27,111	31,173	15%
Volume of total financing (gross, CZK million)	7,178	8,043	12%
Average number of FTEs	45	45	2%
Komerční pojišťovna (49%), a universal insurance company			
Volume of technical reserves (CZK million)	46,238	47,631	3%
Premium written (CZK million)	4,816	4,832	0%
of which in life insurance	4,501	4,483	0%
of which in non-life insurance	315	349	11%
Average number of FTEs	186	187	1%
SGEF Czech Republic (50.1%), a provider of asset-backed financing in Czech Rep. and Slovakia			
Volume of new financing (CZK million)	8,617	7,845	-9%
Volume of total financing (gross, CZK million)	25,185	25,045	-1%
Average number of FTEs	124	127	2%

Macroeconomic environment – Czech Republic

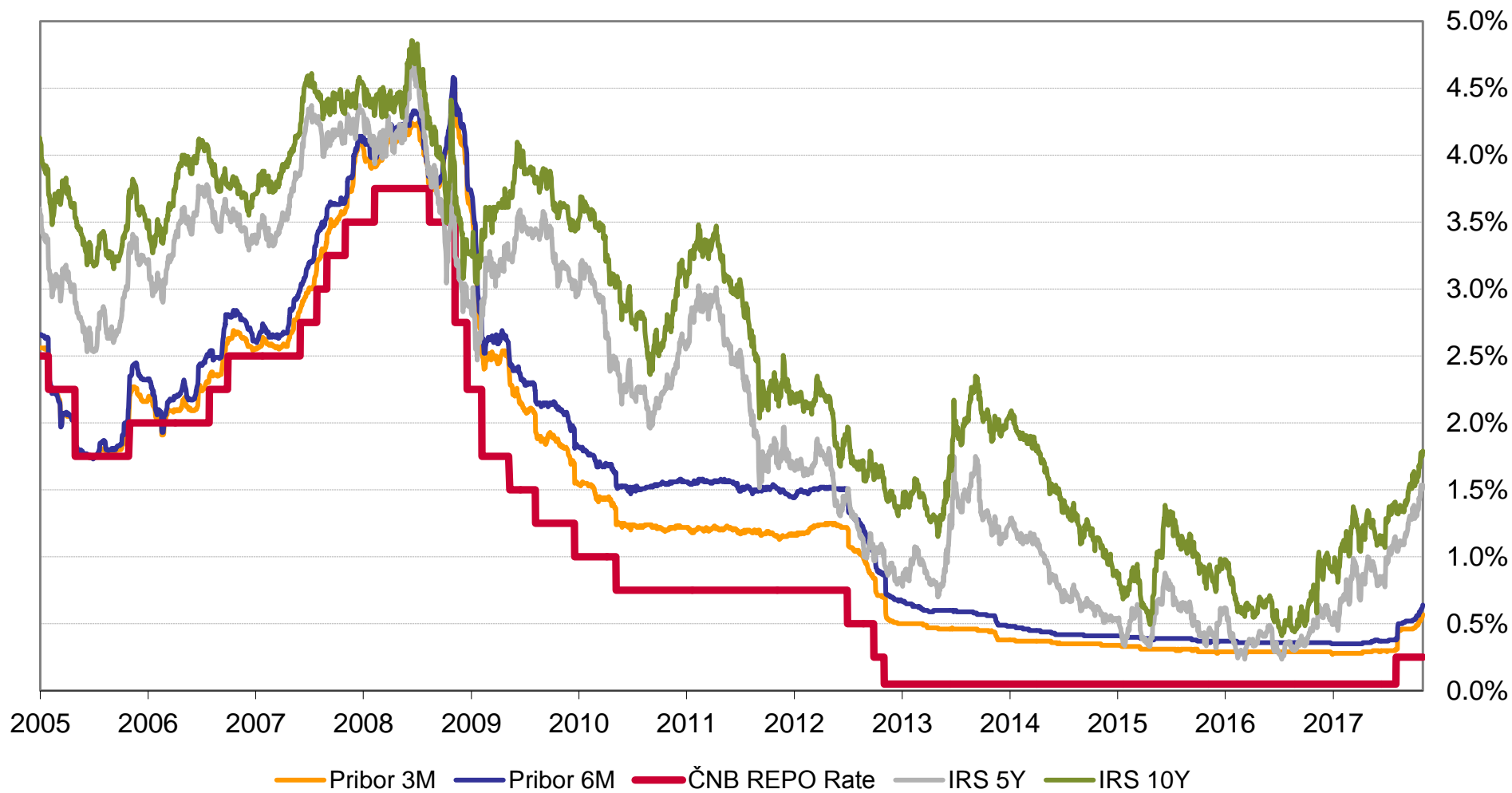
Macroeconomic Indicators	2013	2014	2015	2016	2017*	2018*
Real GDP (% , average)	-0.5	2.7	5.4	2.5	4.4	3.6
Inflation (% , average)	1.4	0.4	0.3	0.7	2.4	2.2
Household consumption (% , average)	0.5	1.8	3.8	3.6	4.1	4.0
Unemployment (% , av., MLSA meth.)	7.8	7.6	6.4	5.4	4.1	3.7
M2 (% , average)	4.7	5.4	7.9	8.6	10.0	8.2
3M PRIBOR (% , average)	0.5	0.4	0.3	0.3	0.4	1.3
Potential of the market **	2013	2014	2015	2016	2017*	2018*
Loans / GDP (year-end)	61.4	61.1	60.5	61.8	63.0	61.4
Real estate loans / GDP (year-end)	20.8	20.9	21.1	22.1	22.6	21.4
Deposits / GDP (year-end)	81.5	79.7	76.6	79.0	81.0	80.6
Household loans / GDP (year-end)	26.7	26.5	26.9	27.9	28.4	27.2

* KB estimate

** Banking sector, year end

Interest rates evolution

(for the period 1 January 2005 – 1 November 2017)

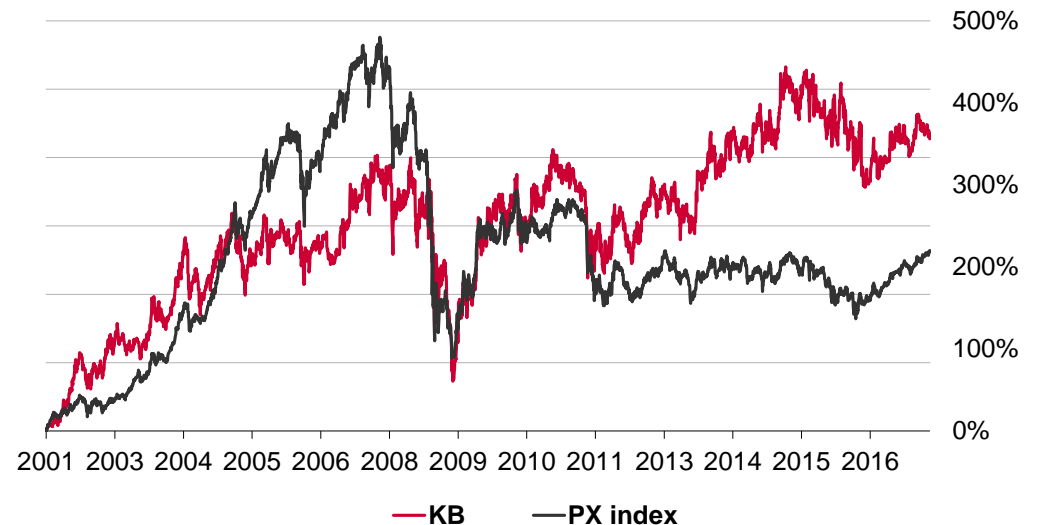


KB #1 listed Czech bank

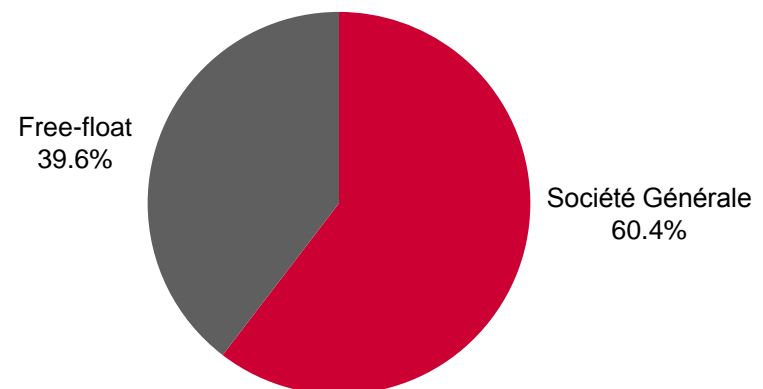
As of 30 September 2017

- The Bank had 45,515 shareholders as of the end of the quarter, of which 40,326 were private individuals from the Czech Republic
- Of the Bank's total share capital of CZK 19,004,926,000 divided into 190,049,260 shares with a nominal value of CZK 100 each, Société Générale S.A. held 60.35%
- KB held 1,193,360 own shares in treasury, representing 0.63% stake on registered capital

Development of KB share price and PX index
(1 October 2001 – 1 November 2017)



Shareholder structure





Investor Relations

Jakub Černý, Robert Janeček, Renata Swaczynová, Kamila Corbet

Tel.: +420 955 532 156, 955 532 734, 955 532 155

E-mail: investor_relations@kb.cz - Internet: www.kb.cz