

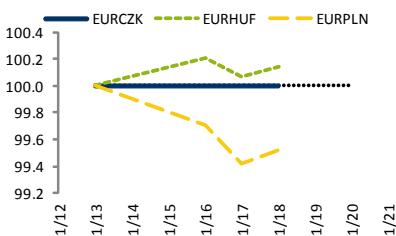


Central European Daily

Wednesday, 18 January 2017

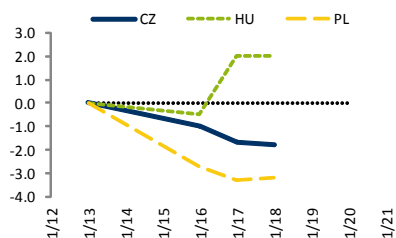
Regional Overview

Forex markets (index)



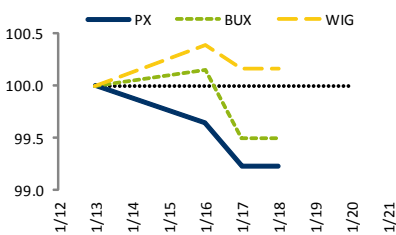
	LAST	PREVIOUS	CHANGE (%)
EURCZK	27.02	27.02	0.00
EURHUF	307.6	307.4	0.07
EURPLN	4.367	4.363	0.10

Gov. bonds 10 Y (bps change)



	LAST	PREVIOUS	CHANGE (bps)
CZGB 10Y	0.308	0.309	-0.1
HUGB 10Y	3.44	3.44	0.0
PLGB 10Y	3.62	3.62	0.0

Equity indices (index)



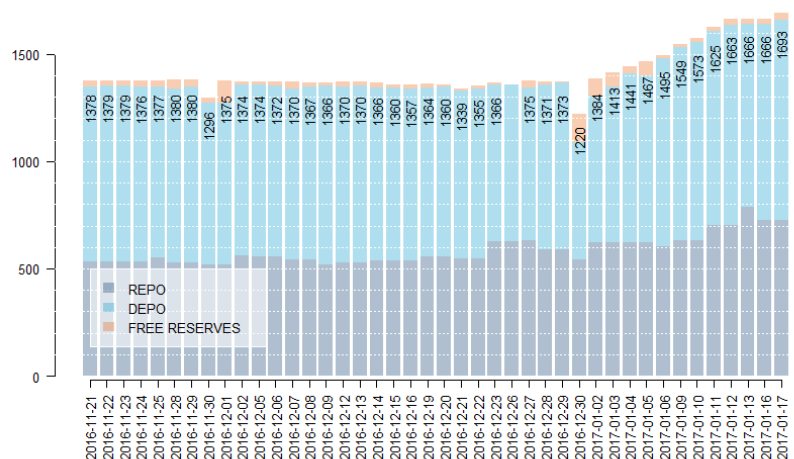
	LAST	PREVIOUS	CHANGE (%)
PX	923.3	923.3	0.00
BUX	32782	32782	0.00
WIG	53583	53583	0.00

Macro, FX & Rates: CNB continues to intervene

(CZ FX) After some relief in the previous two days, **EURCZK forwards strengthened again on Tuesday** which might indicate **stronger intervention activity**. For example, implicit one year CZK deposit rate is seen below 1%. Data from the Czech National Bank (on free liquidity & open market operations) show that **interventions against appreciation of the koruna in early January could already have exceeded volume of euros bought at introduction of the regime back in November 2013** (for the recent development see the chart below).

Although further developments are hard to predict, we believe that **the inflow into korunas may again grow significantly in late March** (due to the upcoming end of the hard commitment to intervene as well as CNB meeting scheduled for 31th March). **As a result, forward exchange rates may theoretically slide even deeper below CZK 27.00 per EUR**. Nevertheless, we cannot even rule out that they may temporarily weaken in the meantime when, for some reason, foreign investors' demand for the koruna wanes (for example, because of rising US yields or closing out too long positions in korunas, etc.).

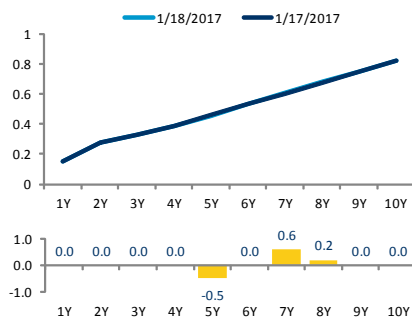
CNB OMO: REPO & DEPO & FREE RESERVES (CZK bn)



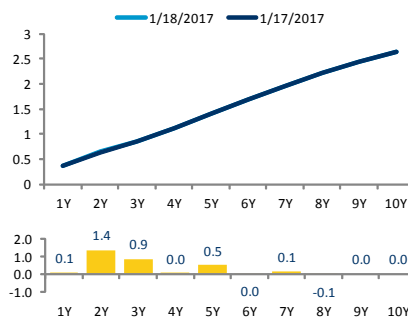
Source: CNB, CSOB

Interest-rate Swap Curves

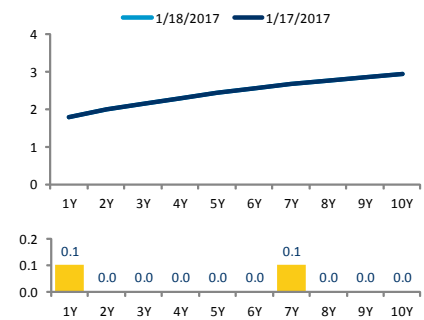
CZK *



HUF *



PLN *



* upper plot in each panel shows interest swap curve (%), lower plot shows change in interest rates in basis points

Calendar

Country	Time	Indicator	Period	Forecast		Actual		Consensus		Previous	
				m/m	y/y	m/m	y/y	m/m	y/y	m/m	y/y
PL	14:00	Wages	%					8.1	4	1.7	4

Contacts

Brussels Research (KBC)			Global Sales Force		
Piet Lammens	+32 2 417 59 41		Brussels		
Peter Wuyts	+32 2 417 32 35		Corporate Desk		+32 2 417 45 82
Mathias van der Jeugt	+32 2 417 51 94		Institutional Desk		+32 2 417 46 25
Dublin Research			France		+32 2 417 32 65
Austin Hughes	+353 1 664 6889		London		+44 207 256 4848
Shawn Britton	+353 1 664 6892		Singapore		+65 533 34 10
Prague Research (CSOB)			Prague		
Jan Cermak	+420 2 6135 3578		+420 2 6135 3535		
Jan Bures	+420 2 6135 3574				
Petr Baca	+420 2 6135 3570				
Bratislava Research (CSOB)			Bratislava		
Marek Gabris	+421 2 5966 8809		+421 2 5966 8820		
Budapest Research			Budapest		
David Nemeth	+36 1 328 9989		+36 1 328 99 85		

ALL OUR REPORTS ARE AVAILABLE ON WWW.KBC.BE/DEALINGROOM

This non-exhaustive information is based on short-term forecasts for expected developments on the financial markets. KBC Bank cannot guarantee that these forecasts will materialize and cannot be held liable in any way for direct or consequential loss arising from any use of this document or its content. The document is not intended as personalized investment advice and does not constitute a recommendation to buy, sell or hold investments described herein. Although information has been obtained from and is based upon sources KBC believes to be reliable, KBC does not guarantee the accuracy of this information, which may be incomplete or condensed. All opinions and estimates constitute a KBC judgment as of the date of the report and are subject to change without notice.

