



Central European Daily

Friday, 21 October 2016

Headlines

Currencies		% chng
EUR/CZK	27.02	0.0
EUR/HUF	307.1	0.2
EUR/PLN	4.32	0.3
EUR/USD	1.09	-0.4
EUR/CHF	1.08	-0.1

FX Correlation Matrix

	EUR/PLN	EUR/HUF	EUR/USD	EUR/CHF
EUR/CZK	-0.07	0.18	-0.15	0.00
EUR/PLN		0.29	0.10	0.22
EUR/HUF			-0.01	0.10
EUR/USD				0.39

correlations of 30 min changes over past 5 sessions

FRA 3x6	%	bps chng
CZK	0.28	0
HUF	0.68	-2
PLN	1.73	0
EUR	-0.30	0

GB	%	bps chng
Czech Rep. 10Y	0.41	3
Hungary 10Y	2.95	-7
Poland 10Y	2.96	-2
Slovakia 10Y	0.47	-2

CDS 5Y	%	bps chng
Czech Rep.	41	0
Hungary	122	0
Poland	76	0
Slovakia	42	0

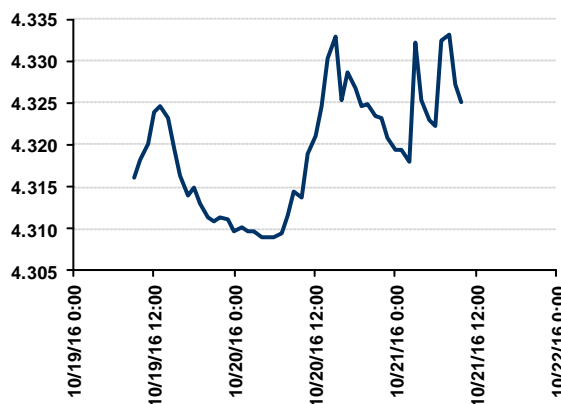
Source: Reuters

The NBP still expects stable official rates

The minutes from the latest meeting of the National Bank of Poland brought no significant news yesterday. The Monetary Policy Council (MPC) still sees stable rates as the most likely scenario despite the fact that the economic growth will likely be somehow slower than had originally been anticipated. Let us recall that stability of the Polish official rates in 2017 is our base case scenario as well. Still, the zloty weakened against the euro by about 0.5% during the day.

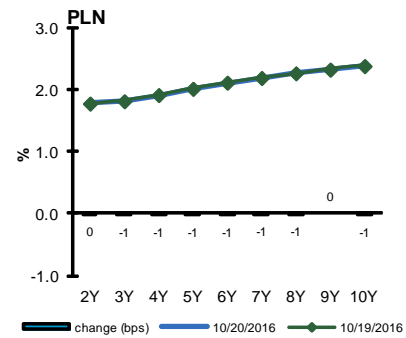
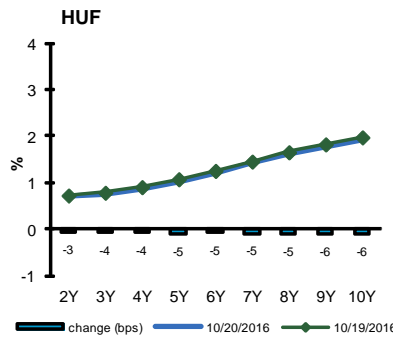
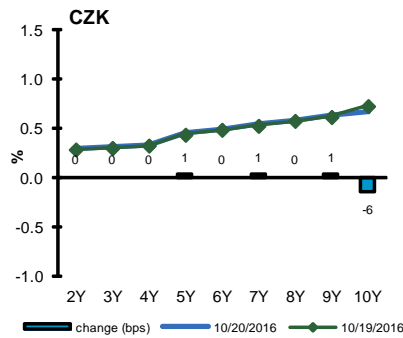
In the meantime, the Czech koruna remains glued to the Czech National Bank's (CNB) intervention floor (EUR/CZK 27.0) while EURCZK forwards have fallen considerably over the past few weeks as markets prepare on the exit from interventions. From the point of view of timing of the exit, yesterday's ECB meeting did not bring substantially new information. It is however important to keep in mind that the CNB is currently preparing its new economic projection (that will be released on 3rd November) in which the CNB assumes the ECB will terminate its QE programme at the end of March (with no tapering). Therefore, should the ECB eventually (i.e. at December's meeting) extend the QE (which cannot be ruled out), this would mean that the exit may also be postponed towards the end of next year.

EUR/PLN



The EUR/PLN remains close to one-month high.

Interest-rate Swap Curves



Calendar

Country	Time	Indicator	Period	Forecast		Actual		Consensus		Previous	
				m/m	y/y	m/m	y/y	m/m	y/y	m/m	y/y

Contacts

Brussels Research (KBC)			Global Sales Force		
Piet Lammens	+32 2 417 59 41		Brussels		
Peter Wuyts	+32 2 417 32 35		Corporate Desk		+32 2 417 45 82
Joke Mertens	+32 2 417 30 59		Institutional Desk		+32 2 417 46 25
Mathias van der Jeugt	+32 2 417 51 94		France		+32 2 417 32 65
Dublin Research			London		+44 207 256 4848
Austin Hughes	+353 1 664 6889		Singapore		+65 533 34 10
Shawn Britton	+353 1 664 6892				
Prague Research (CSOB)					
Jan Cermak	+420 2 6135 3578		Prague		+420 2 6135 3535
Jan Bures	+420 2 6135 3574				
Petr Baca	+420 2 6135 3570				
Bratislava Research (CSOB)					
Marek Gabris	+421 2 5966 8809		Bratislava		+421 2 5966 8820
Budapest Research					
David Nemeth	+36 1 328 9989		Budapest		+36 1 328 99 85

ALL OUR REPORTS ARE AVAILABLE ON WWW.KBC.BE/DEALINGROOM

This non-exhaustive information is based on short-term forecasts for expected developments on the financial markets. KBC Bank cannot guarantee that these forecasts will materialize and cannot be held liable in any way for direct or consequential loss arising from any use of this document or its content. The document is not intended as personalized investment advice and does not constitute a recommendation to buy, sell or hold investments described herein. Although information has been obtained from and is based upon sources KBC believes to be reliable, KBC does not guarantee the accuracy of this information, which may be incomplete or condensed. All opinions and estimates constitute a KBC judgment as of the date of the report and are subject to change without notice.

